惠城科技
HC

中德证券有限责任公司
ZhongDe Securities Co., Ltd.

_GB2312	

<

与危废产生单位接洽
与危废产生单位签订处置协议
组织危废运输
资源化综合利用处理处置

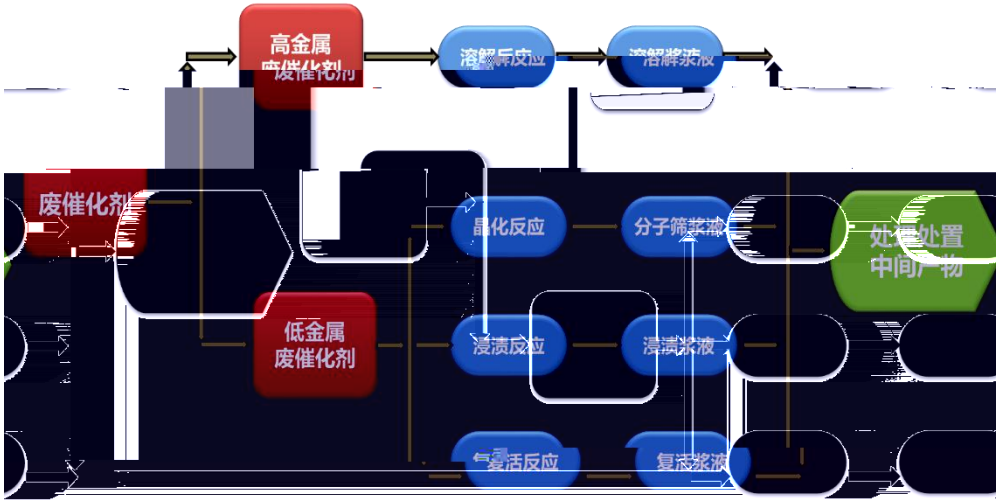
高金属
废催化剂
溶解反应
溶解浆液
废催化剂
晶化反应
分子筛浆液
处置
中间产物
低金属
废催化剂
浸渍反应
浸渍浆液
复活反应
复浸浆液

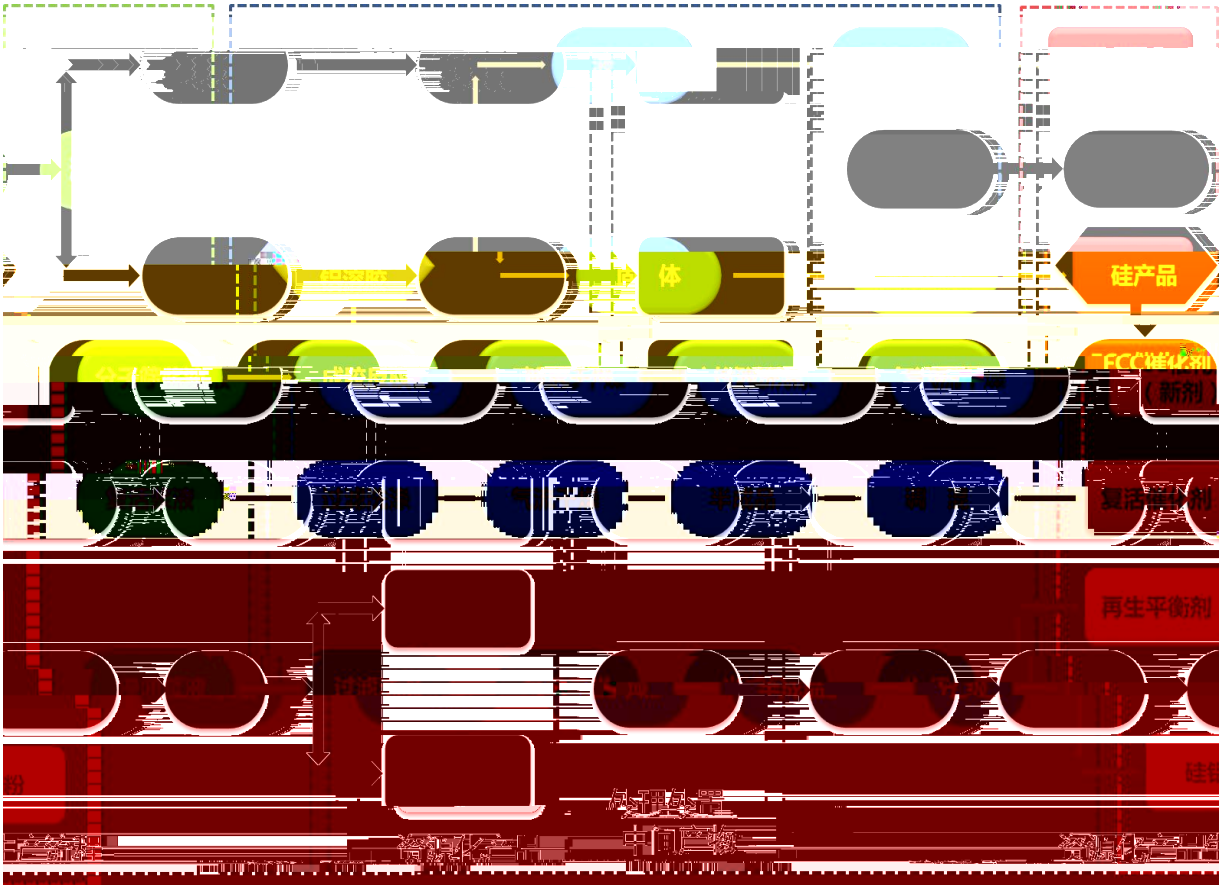
体
硅产品
新剂
再生平衡剂

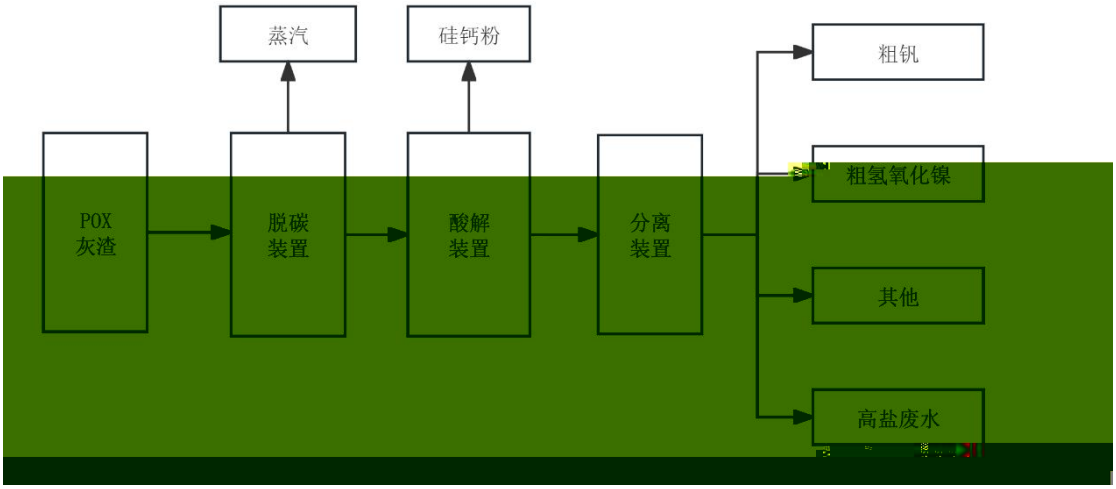
蒸汽
硅钙粉
粗钒
粗氢氧化镍
POX
灰渣
脱碳
装置
酸解
装置
分离
装置
其他
高盐废水

FCC

FCC

2

3 FCC

FCC

2

2025 1-6

2024

	2025 1-6			

	2025 1-6			

“ 3 / FCC

” 2023 4

2022 24,488.97

2023 12,842.04

22,172.60

2023

2025 1-6

2024 2025 1-6

4,259.97 502.04

2024 2025 1-6

	2025 1-6		2024	
	56,407.02	-5.09%	114,918.45	7.33%
	14,394.70	0.67%	28,433.70	-17.57%
	12,615.74	20.31%	24,287.75	31.14%
	547.14	-85.98%	4,763.99	-68.97%
	502.04	-85.64%	4,259.97	-69.24%

2024

FCC

2024 2025 1-6

	2025/06/30			

2025/06/30

5 ^ & Å

		138,138.65	259,229.15	309,608.70	316,994.77	324,380.86	334,676.02
		10,463.18	40,332.89	40,954.66	44,814.88	47,746.61	51,985.10
		1.51%	5.20%	6.60%	6.45%	6.30%	6.09%
		19.92%	33.44%	49.91%	45.61%	42.81%	39.24%

P¼

			2025.06.30	

202,129.00

	212,017.20
	202,129.00

2025 6 2025-2027 4,917.90

20.09 2025

LPR 2027 12,840.81

212,017.20

202,129.00

			86,519.14
			20,124.96
			306,116.58
			212,017.20
			428,016.61

			734,133.19
			58.30%
			69.88%

166,637.56

8,609.89 /

Ci+X ´ FÎÑ¶(ÞwÐ

		9,095,500	60.00%	4.64%
		31,365,500	46.75%	16.00%

8,120,000

0

12.10% 4.12%

				103.79 /		
				77.84 /		

103.79 /

	2025 1-6							
		%						

		35,856.57		28,786.31

91	29				4,000.00	2025/10/1	1.30%

			5.34%			

202,129.00

8,120,000	4.12%

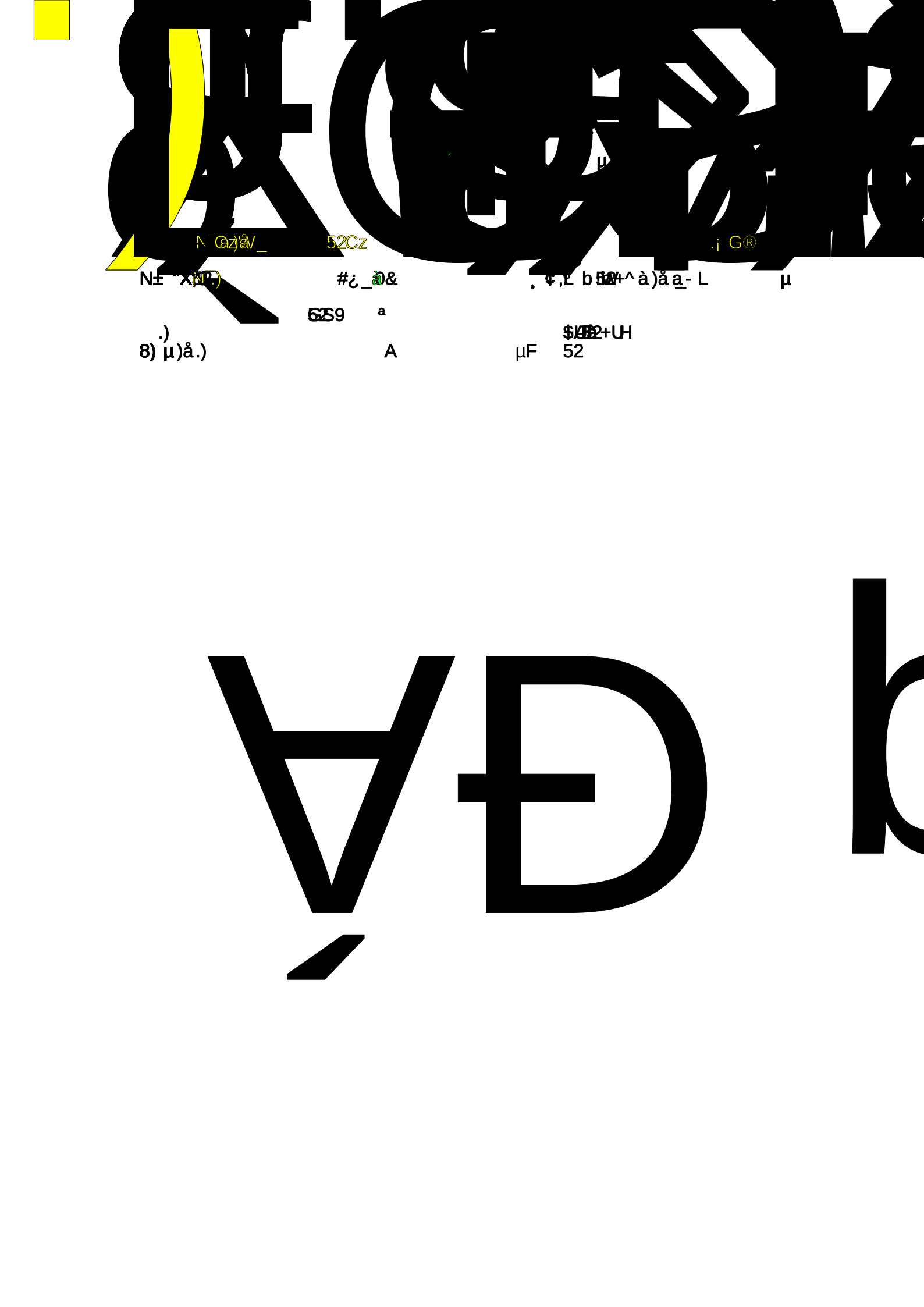

	2025 1-6							
		%						

"W

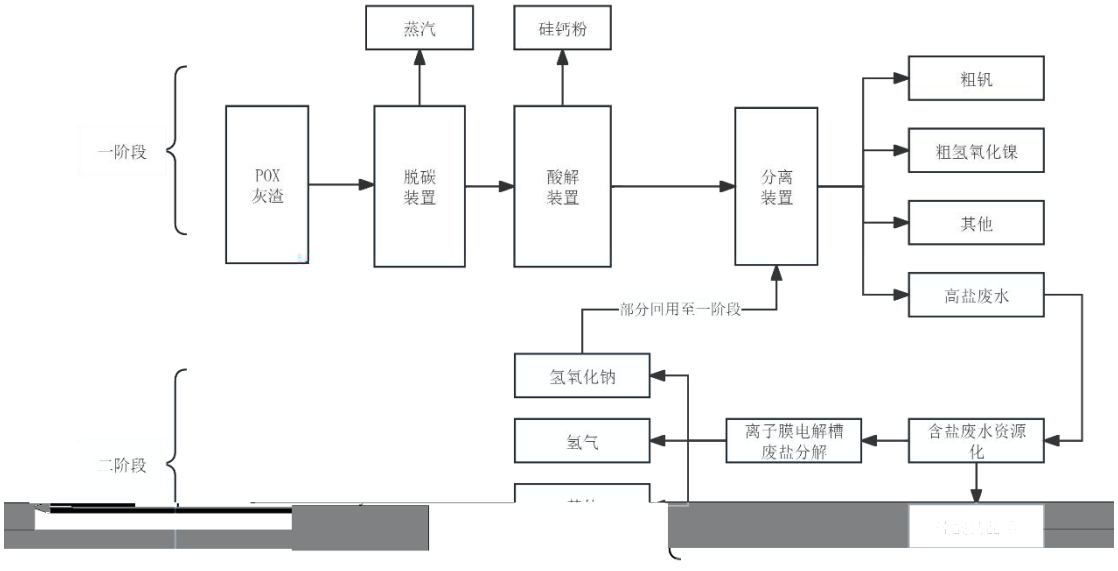
蒸汽
硅钙粉
一阶段
POX
灰渣
脱碳
装置
酸解
装置
分离
装置
粗钒
粗氢氧化镍
其他
高盐废水
部分回用至一阶段
氢氧化钠
氢气
离子膜电解槽
废盐分解
含盐废水资源
化
二阶段

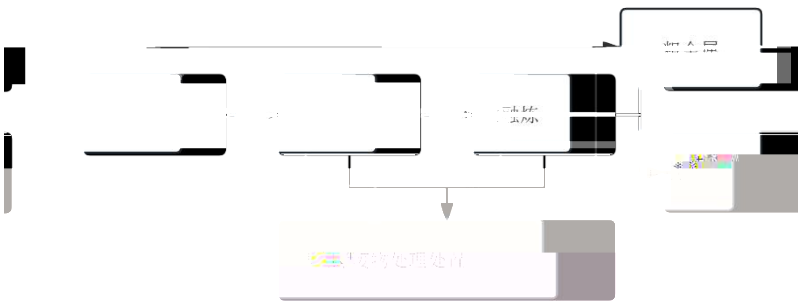

99,732.65 / 10 /

		2025 1-6						

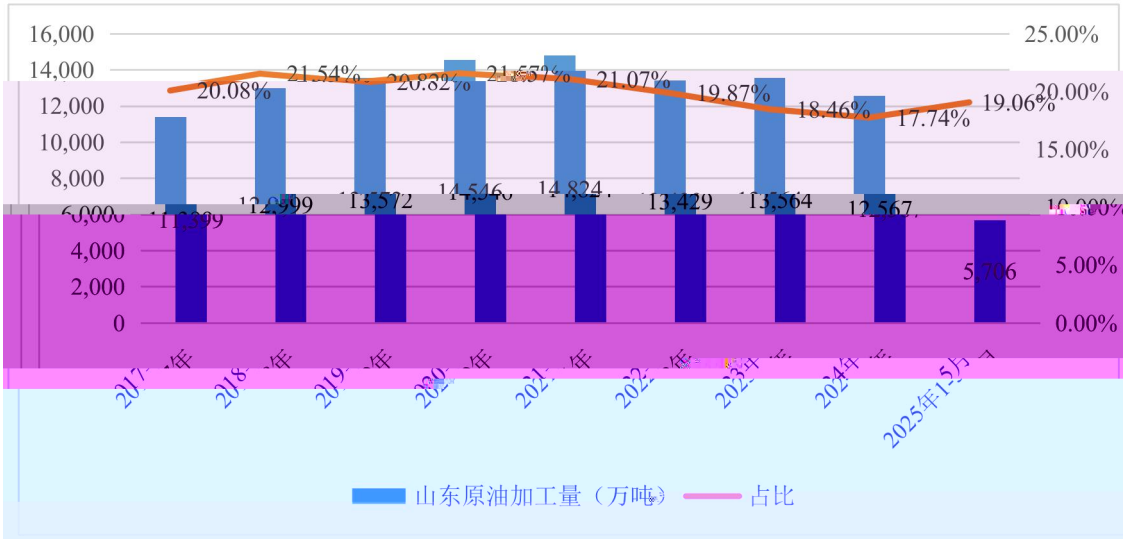
16,000
14,000
12,000
10,000
8,000
6,000
4,000
2,000
0
25.00%
20.00%
15.00%
10.00%
5.00%
0.00%
20.08%
21.54%
20.82%
21.07%
19.87%
18.46%
17.74%
19.06%
13,429
5,706
山东原油加工量（万吨）
占比

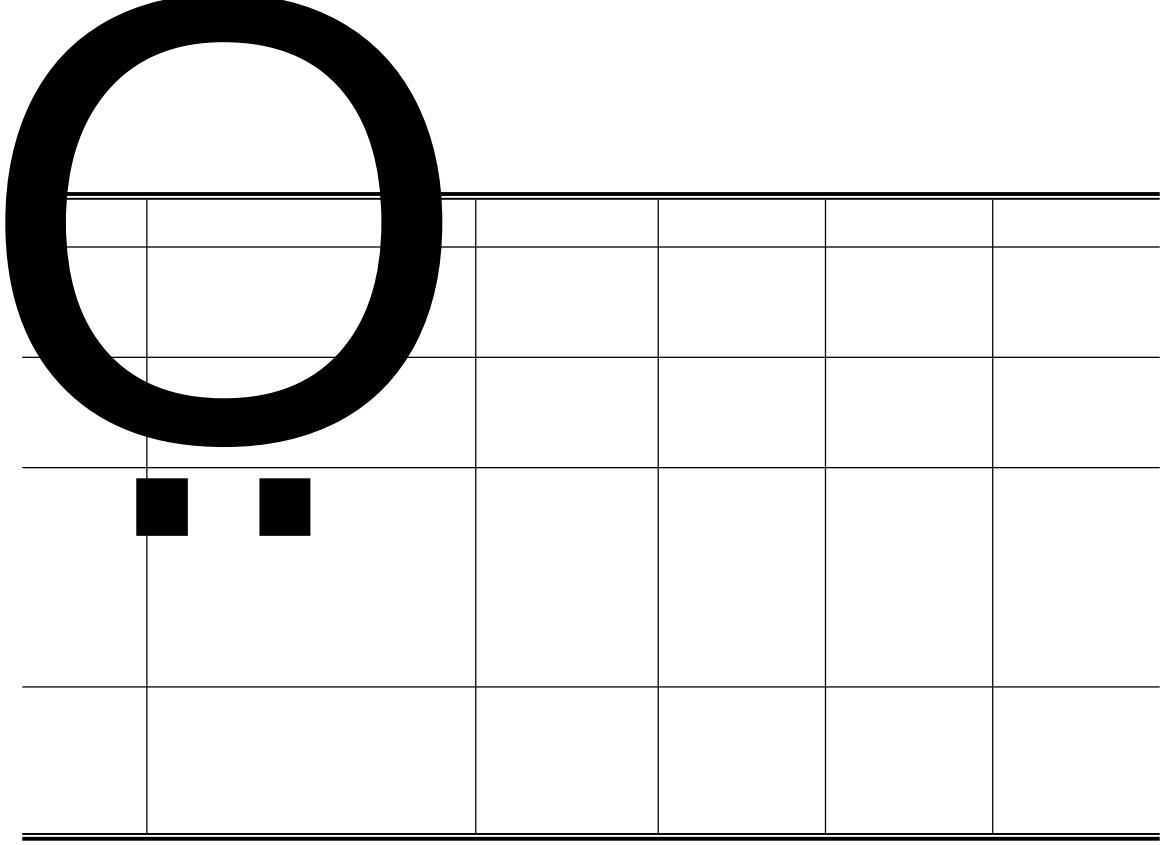





-1

7 ... © w

Ev·Bx

CAS